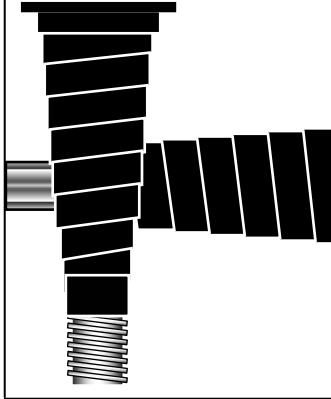



## BASIC INFORMATION

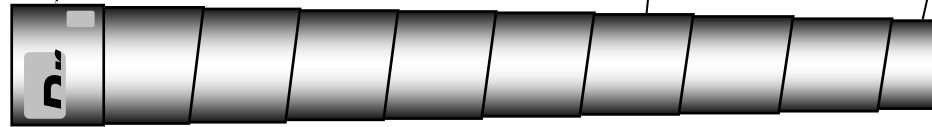


# Centry Covers Quick Reference Sheet

**RETAINER**  
Retainer fits  
outside top



**TOP**  
Large end with  
product label



**BODY**  
Working part of cover

**TRANSITION**  
Small end

**PILOT**  
Pilot fits *inside*  
transition



## Features

- Self Cleaning
- Self Adjusting
- 2500 sizes available
- Virtually indestructible
- One piece construction
- Can be used in any direction
- No installation tools required
- Can outlast fabric bellows 20:1
- Can withstand hot and sharp chips
- Standard and custom materials available
- Free from operator snag and pinch points
- Available in both metric and imperial sizes
- Can withstand a dropped tool or workpiece

### Centry Covers offer protection for:

- |                     |                       |
|---------------------|-----------------------|
| • Jacks             | • Lead screws         |
| • Lathes            | • Laser beams         |
| • Robots            | • Splined shafts      |
| • Die sets          | • Smooth shafts       |
| • Presses           | • Welding machines    |
| • Milling machines  | • Hydraulic cylinders |
| • Machine Operators | • Pneumatic cylinders |

## STANDARDS

- 2 Types:** Closed wound and Open wound
- 2 Materials:** 1095 Blue or 301 Stainless steel  
(additional materials available upon request)
- 2 Measurements:** Metric and imperial
- Compression Ratios:** Up to 18:1
- Inner Diameters:** 7mm to + 300mm
- Spring Force:** 2 Ounces to 50 pounds
- Break in time:** 10 to 20 complete cycles
- Sag Amount:** Up to 3% for larger covers\*\*
- Travel Speeds:** Application tested to 1500 ipm\*
- Coil Overlap:** 40% - 50%
- Open length:** Up to + 100% of extended length
- Restricted Length:** Up to 60% for larger covers\*\*
- Extended Lengths:** 100mm to 4500mm
- Compressed Length:** 13mm to 260mm

\* ipm = inches per minute

\*\* Call Centryco for more information: (800) 257-9537

## Tips

- DO** allow both ends to rotate freely
- DO** keep the cover lubricated with light oil
- DO** use correctly sized pilots and retainers
- DO** have the large end up in a vertical cover
- DO** install carefully per enclosed instructions
- DO** use the correct material for the application
- DO** realize some covers have large spring forces
- DO** operate the covers initially for 10 to 20 cycles
- DO** have the large end travel in a horizontal cover
- DO** call us if Centry Covers are to be used in tandem
- DO** call us at (800) 257-9537 with any questions

- DON'T** cut a cover to length
- DON'T** use a damaged or altered cover
- DON'T** impede a cover's natural rotation
- DON'T** allow the application to spin a cover
- DON'T** use incorrectly sized pilots & retainers
- DON'T** allow a cover to expand uncontrollably
- DON'T** use a cover without periodic lubrication
- DON'T** operate a cover beyond its working length
- DON'T** install a closed wound cover as an open wound cover and vice versa
- DON'T** use in applications where contaminants are wood chips, dust, or fine powders
- DON'T** use Centry Covers in tandem unless covers were designed specifically for tandem use

TECHTES3A1 Rev. A1 3/05

# Centryco

P.O. Box 250, 300 West Broad Street, Burlington, New Jersey 08016

Voice: 609/ 386-6448 or 800/ 257-9537 • FAX (609) 386-6739 • E-mail: [info@centryco.com](mailto:info@centryco.com) • Website: [www.centryco.com](http://www.centryco.com)